



Fiscal Year 2021 Financials Report for Riverwood Healthcare Center

Statement of Operations

Oct. 1, 2020 to Sept. 30, 2021

	2021	2020	2019
Gross Revenue	\$170,834,067	\$135,326,016	\$140,269,575
Contractual Adjustments	90,318,178	63,776,639	69,757,651
Bad Debts	1,333,783	2,075,617	1,784,582
Net Patient Revenue	\$79,182,106	\$69,473,760	\$68,727,342
Other Operating Revenue	8,127,265	1,681,546	1,324,588
Total Operating Revenue	\$87,309,371	\$71,155,306	\$70,051,930
Salaries and Benefits	\$39,643,105	\$35,132,590	\$32,964,415
Supplies and Other	34,391,961	29,019,558	28,614,399
Depreciation, Interest Expense	5,360,546	5,625,149	4,413,983
Total Operating Expenses	\$79,395,612	\$69,777,297	\$65,992,797
Income (Loss) from Operations	\$7,913,759	\$1,378,009	\$4,059,133
Investment Income	10,172,314	2,926,416	2,211,563
Excess of Revenues over Expenses	\$18,086,073	\$4,304,425	\$6,270,696
Unrealized Market Value Gains (Losses)	(\$3,029,788)	(\$1,430,038)	0
Foundation Income and Contributions and Grants	3,413,303	1,816,943	369,843
Increase (Decrease) in Net Assets	\$18,469,588	\$4,691,330	\$6,640,539



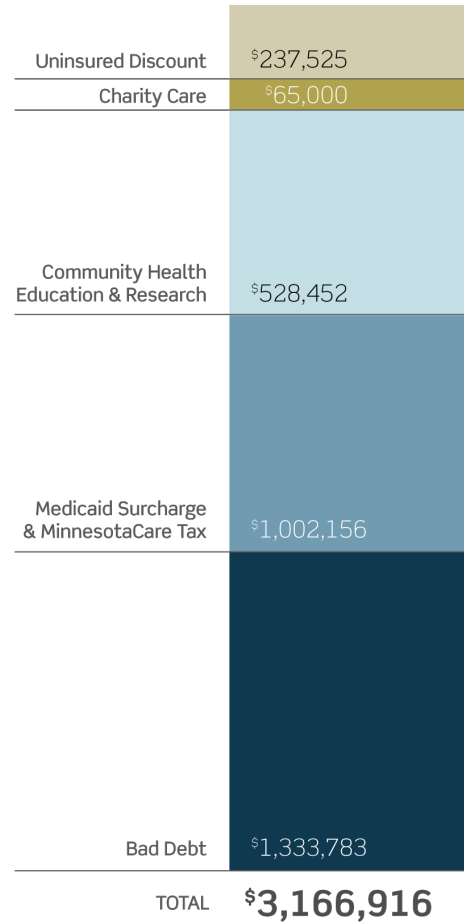
Aitkin + Garrison + McGregor
www.RiverwoodHealthcare.org

This institution is an equal opportunity employer.

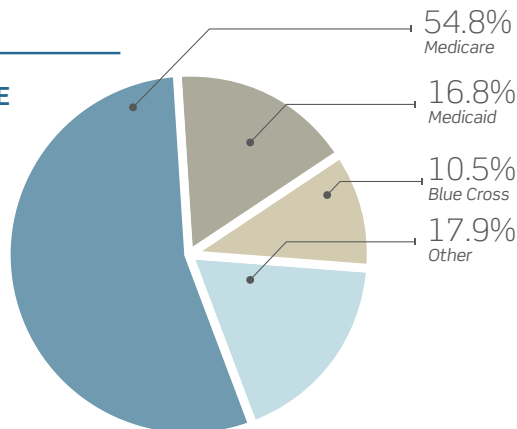
Statistical Highlights

ITEM	2021	2020	2019
Admissions	768	807	1,140
Patient Days	2,877	2,701	3,363
Length of Stay	3.75	3.0	3.0
Average Daily Census	7.88	7.4	9.2
Emergency Care	5,183	5,081	6,237
Urgent Care	3,371	3,257	3,844
Births	68	54	69
Surgeries	3,156	2,328	2,666
Radiology	23,960	20,386	22,128
Clinic Visits	35,475	34,087	35,317

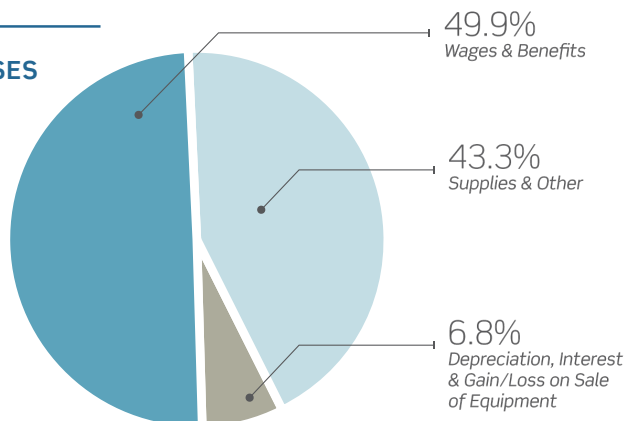
2021 COMMUNITY BENEFIT CONTRIBUTION SUMMARY



2021 REVENUE



2021 EXPENSES



Aitkin + Garrison + McGregor

www.RiverwoodHealthcare.org

This institution is an equal opportunity employer.